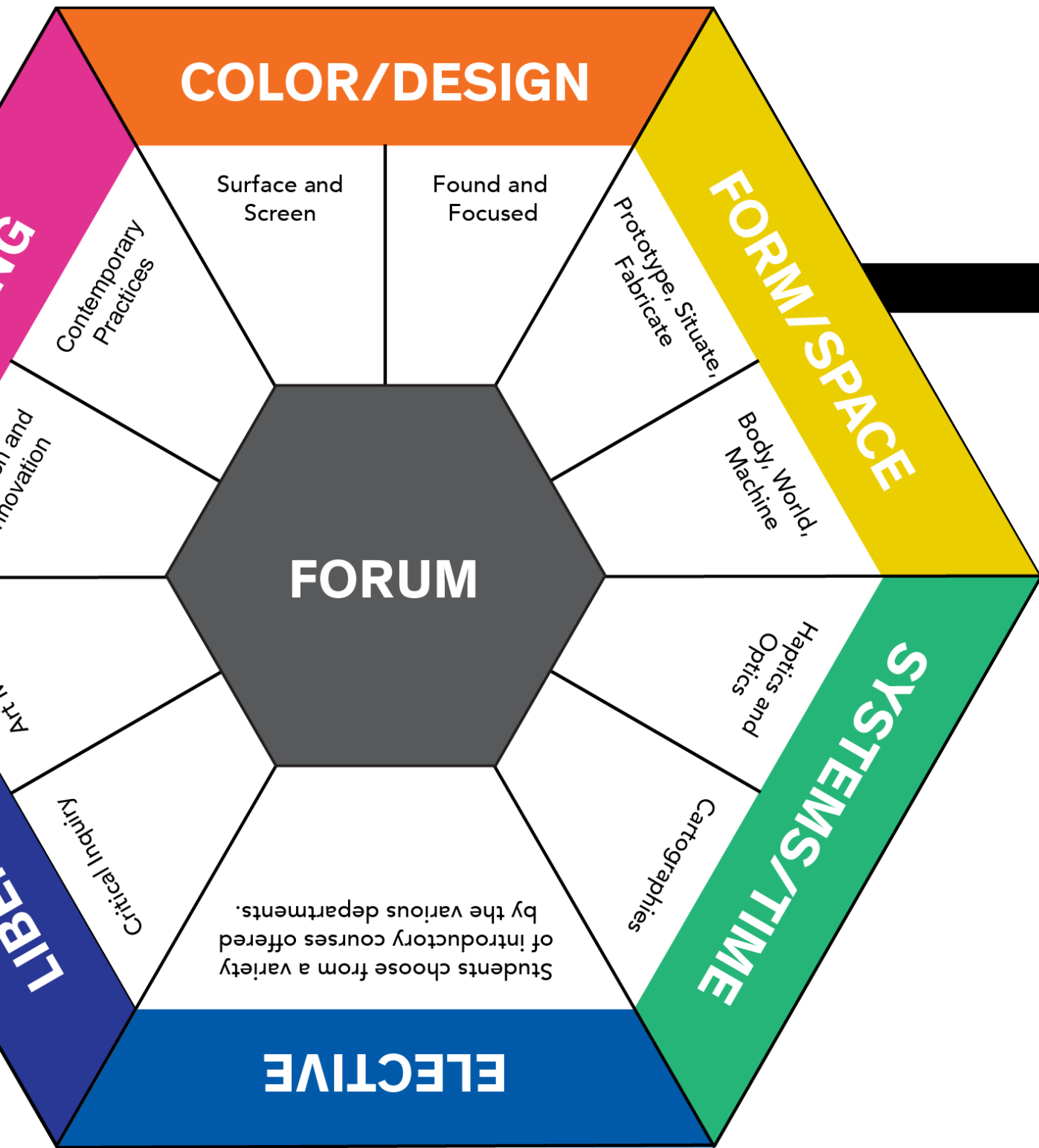


M | I | C | A
 Freshman Year Experience **Syllabus**



MICA Freshman Year Experience

In this year long trans-disciplinary and thematic studio experience, students from a variety of majors investigate ways of being a creative person in today's world. Topics include contemporary practice, social and global issues, personal and professional development, historical and theoretical perspectives, as well as MICA-specific initiatives. Through creative work, dialogue, the written word, research and presentations, students work individually and in groups to reflect critically on course content as they consider the rich array of possibilities for twenty-first century art and design. The course culminates in a self-reflective portfolio presentation integrating all first year course assignments.

OVERALL REQUIREMENTS

Course will include five presentations in Falvey Hall per semester, with Seminar every Monday.

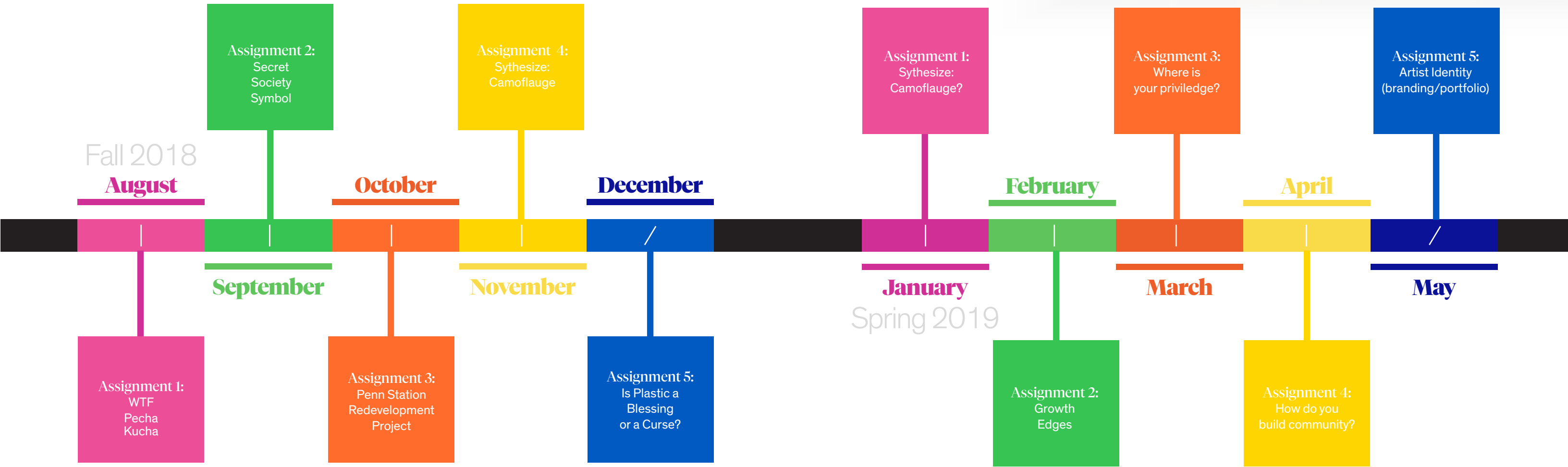
- The presentations are **mandatory** with every student signing in (perhaps with card reader).
- In order to facilitate class discussion, all presentations will be recorded and placed online before the following Monday.
- There will be a designated moderator for each talk (as all speakers are not created equal).
- The speakers have been chosen with diversity in mind.
- Over the course of the semester, faculty should include the following themes in class discussions
 - (a) Identity
 - (b) Privilege
 - (c) Community
- Faculty will give students a *minimum* of three assignments over the course of the semester.

The final Seminar assignment will be the same across all Forum sections. The Final Assignment will be: **“Is Plastic a Blessing or a Curse?”** -- a research project accompanied by a final artwork and statement.

Freshman Year Experience Timeline

MONDAYS Forum Lecture: 1:30-3:00pm
Studio Experience: 3:30-8pm

Falvey Hall, inside the Brown Center
81 Mosher, under Jones Falls Expressway



Take aways + breakdown

Consider intercultural learning in the classroom as a locally, nationally and globally

Practice iterative thinking as those practices relate to social + global issues

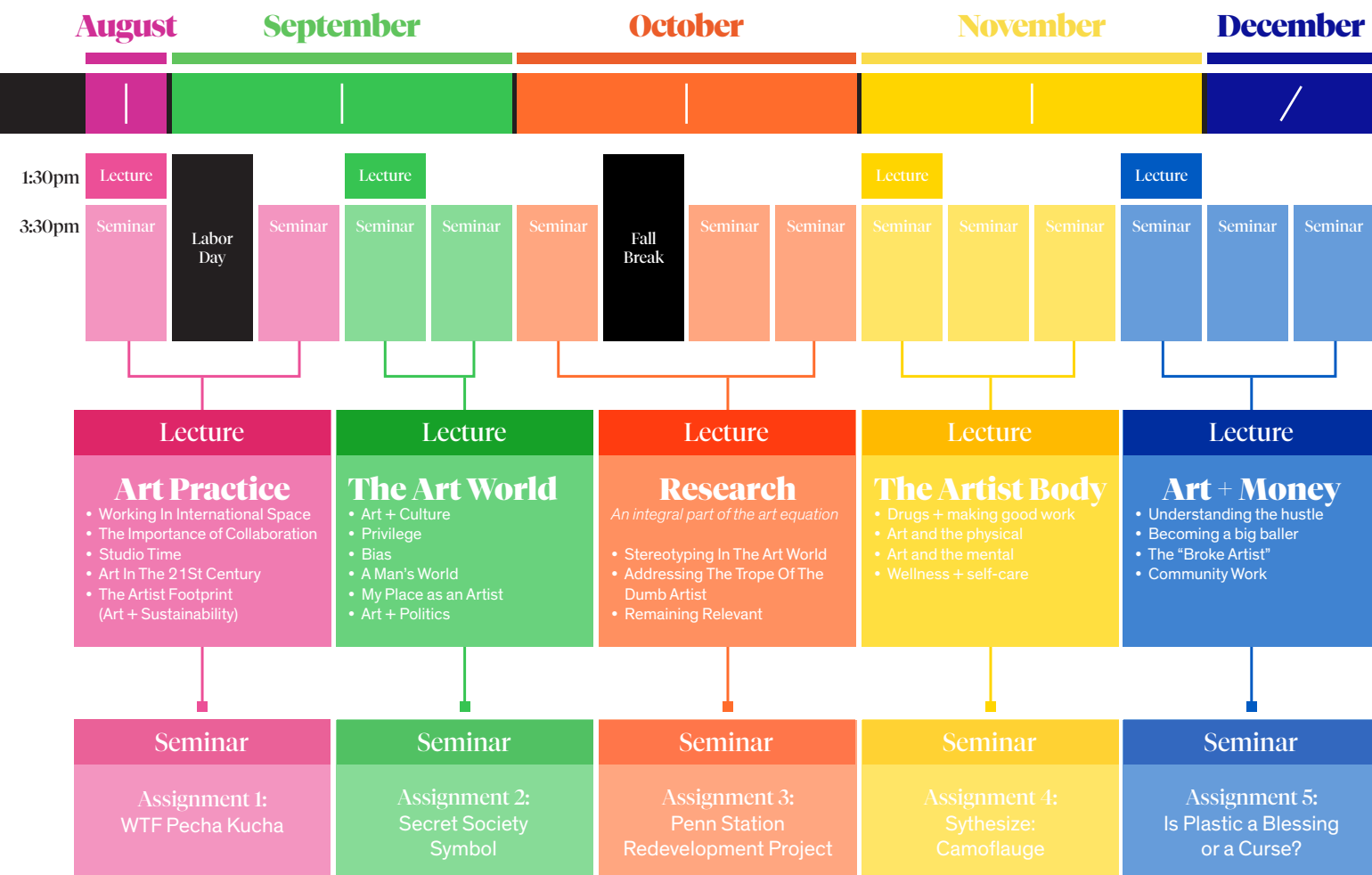
Demonstrate a familiarity with an array of contemporary art + design

Respond through verbal, written, + material art projects

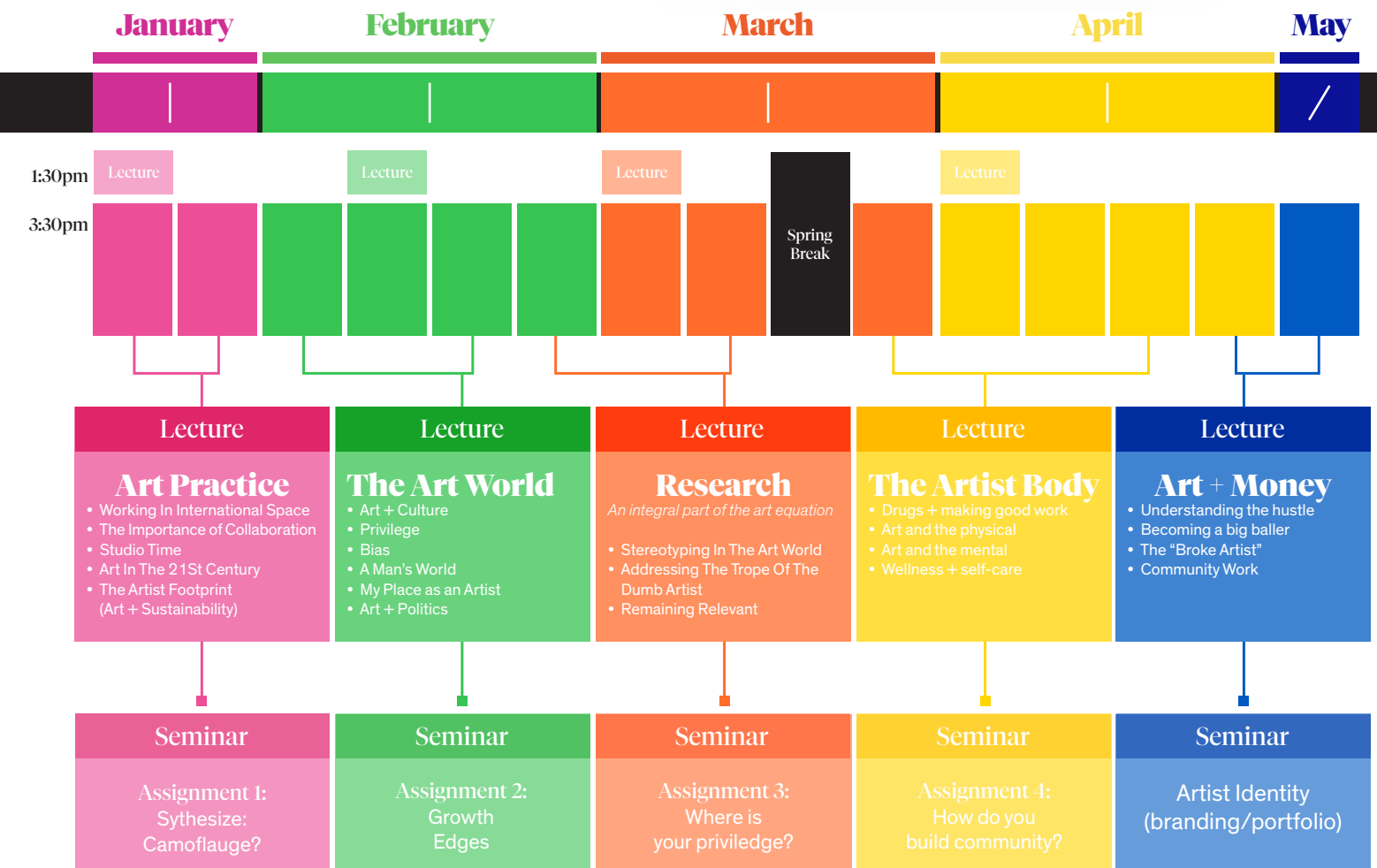
Acquire skills for professional + personal development

A reminder...the attendance to lecture presentations + seminars are mandatory with every student signing in. All presentations will be recorded and placed online before the following Monday. Each takeaway and breakdown skill will apply to each seminar assignment. There will be FIVE major assignments per semester.

Fall 2018



Spring 2019



Requirements + Assessment + Grading

The goal of grading is to evaluate individual students' learning and performance. Funny thing, sometimes that may incorporate criteria such as attendance, participation, and effort – that are not direct measures of learning. So grading is a combination of requirement boundary setting paired with assessments, to help quantify information permeation and examine patterns of student learning across this course (and even your major).

Your grades will be equally based on quality, creativity, and comprehension of concepts + assignment instructions. Creativity is assessed by evidence that more than one alternative was considered in your solution to a project and/or unique solutions to the assigned problems while adhering to limitations and project guidelines. Quality addresses the amount of intention and attention exhibited in finished projects. Projects must be professionally and intentionally presented. Paired with your ability to verbalize your understanding of the concepts being addressed during presentations is crucial.

Make sure to...

Make sure to *stay yourself*, we need **your** unique creativity!

But, make sure to be mature - You are in an adult space, and we will treat you like adults. If you have questions if something is appropriate as an instructor(s) before you say or do. **Golden Rule applies.**

Make sure to respect each other's persons/projects/objects. You have to ask for permission to touch a fellow artists body, belongings, hair, or projects. **Please wait for confirmation** if they are ok with the physical touch or if it is ok to pick up.

Make sure to stay curious - Even if you think you know something really well, stay curious about what you can learn from these classes, lecturers, and/or activities.

It is also important to learn how to collaborate. You are in the same place make sure to share tools, share space, share ideas, and share expertise - allow opportunities to do all these things -- TOGETHER!

Respect

Definition

a feeling of deep admiration for someone or something elicited by their abilities, qualities, or achievements.

As instructors, we commit to learning along with you and push ourselves to our own growth edges. We promise to always give you input and or instruction that is for your benefit and growth. We will also strive to honor your needs as participants, while keeping you physically (and emotionally and intellectually, when necessary) safe in this art making space.

Immaturity and/or disrespect

This goes for machines, instructors, and your fellow artist. **Empowerment and respect is required by all**, if not received, we can remove you from class.

ZERO TOLERANCE on personal violence or use of gender, racial, ethnic, or sexual slurs. Use will lead to immediate dismissal of the class day.

Attendance

Overall

Attendance is very important to any studio practice. It is compounded by the fact that **FYE lecture** is held only 5 times a semester and **FYE seminar** is only once a week. Please commit to self-care and self-preparation so you are ready to learn and work.

Lecture check-in

Find either your professor and/or GTI to check-in BEFORE you enter the lecture hall.

Seminar attendance

Coming to seminar prepared is imperative. Make sure to pre-pack with your supplies and/or projects.

Tardies + Absences

Seminar starts promptly at 3:00pm. We encourage you to arrive early.

- Tardy = 3:01pm
- 2 Tardies = 1 absence
- 3 (unexcused) absences = loss of 1/3 letter overall grade

Studio Practices

Clean up after each class!

No one leaves until the studio is clean, help your classmates. Your mess is identifiable, not acceptable, and will lower your grade.

Studio storage

This is a communal space, we have a singular shelf on the right hand side of the studio, but do not leave valuables or final projects in the open studio, their safety cannot be guaranteed.

Restricted dress code

Please use common sense, plan ahead, and dress according to our lesson plans and activities. I am required to do the same.

Food and drink

Outside materials such as food and drink can be staining and/or damaging to other artworks and overall is unsanitary for an artist studio. It is YOUR responsibility to keep control of your food/drink if you chose to bring it into studio.

Critique

Giving and receiving feedback concerning artwork **is a dialogue**. Learning to express clear and direct ideas requires practice, it is our responsibility to provide supportive environment for everyone's voice to be heard.

If you have a critique, ask the person if they would like feedback first: *"I have a critique about your project, would you like to hear it?"* If they accept, make sure to use formal language to describe the work of other artists (as well as your own art), avoid slurs or degrading or overly simple terms.

The practice of providing and receiving criticism is a process that evolves as do your objectives in learning. Your participation in critiques and discussions is an essential component in your final grade.

Grading

Effort is graded by motivation and attitude. Your performance in the face of the classroom challenges is an important part of achieving in this class. Evidence of extra research and planning, having projects ready and turned in on due dates, timeliness, attendance, and positive engagement in class critiques. The grading standard set by MICA is:

A+ A=4.0
A-=3.7
B+=3.3
B=3.0
B-=2.7
C+=2.3
C=2.0
C-=1.7
D+=1.3
D=1.0
F=0

If you are confused about any instruction given or concept suggested, ASK.

Here is all the legalese you won't read

Students are required to comply with all MICA policies regarding drugs, alcohol, weapons, explosives or and other hazardous materials. The policies prohibit:

- Setting off fireworks, explosives, or any similar device in or on MICA property
- Displaying or using a knife, gun or other weapon
- Possession or use of illegal drugs (including alcohol if under 21)
- Exposing others to blood, urine, feces, chemicals, or other hazardous materials.

This is considered an unsafe practice and is not acceptable.

Students interested in presenting performance or installation art outside their classroom or gallery/exhibition space must submit a proposal at least two weeks prior to the start date to the Office of Events, Bunting B350, outlining the details and the timetable for the artwork. Installation proposal forms are available on the public page of

MICA's portal (www.mica.edu) in the Office of Events section.

The committee will review the proposals and you will receive notification. Any art deemed a public health and/or safety hazard and/or those installations that have not received authorization will be removed immediately.

We encourage students who intend to exhibit artwork in public spaces on campus, (even for one class session) to consider MICA's close proximity to a daycare and elementary school.

No artwork should be on Corpus Christi Church or church property, elementary school or daycare property—we also discourage displaying and/or critiquing work containing sexually explicit images in public areas where underage children may be walking to and from school.

Alternative locations on campus should be considered. Public Spaces include: Cohen

Plaza (grass, walkways and patio areas); Main Building, exterior steps, entrance plaza, lawn, Main Court, stairs, balcony; Bunting Center entrance plaza; Mt. Royal Station parking lot, hill & steps, grass, train shed & wooden steps, all other non-gallery, non-classroom and building exterior spaces on campus.

Please note that MICA does not own the median strips or trees, sidewalks, streets, telephone or light poles—they are property of the City of Baltimore.

Performance and Installation art proposals for Brown Center Leidy Atrium, Lower Lobby or Rosenberg Gallery are coordinated by Exhibitions Department.

Graffiti and defacement of MICA buildings and public or private property is not considered artwork. Violators will be subject to disciplinary action.

ADA Compliance Statement

Any student who feels s/he may need an accommodation based

Still important stuff. Legal stuff, safety stuff, requirements, etc. are all things you should know about. Don't dis-empower yourself by not educating yourself.

on the impact of a disability should contact Stephen Hendee privately to discuss specific needs.

Please contact the Learning Resource Center at 410-225-2416, in Bunting 458, to establish eligibility and coordinate reasonable accommodations.

For additional information please refer to:<http://www.mica.edu/learningresourcecenter/>

Health and Safety Compliance

The Office works to provide EHS support for all members of the MICA community. The primary goal of the Office is to be proactive in establishing a culture of safety in which each member of the community shares ownership responsibility that allows each person to be involved in maintaining a healthy work and studying environment.

EHS uses several methods to achieve this objective. First, the EHS office looks at the totali-

ty of the EHS requirements by combining campus needs with state and federal requirements and clearly communicating the shared policies and procedures. Second, EHS identifies training needs and develops guidelines for the use of equipment, material and procedures. Third, we ensure compliance with policies through evaluations, inspections, and committees.

It is the responsibility of faculty and students to understand health and safety policies relevant to their individual activities and to review MICA's Emergency Action Plan, as well as to participate in training, drills, etc. It is also each faculty member's responsibility to coordinate with the EHS Office to ensure that all risks associated with their class activities are identified and to assure that their respective classroom procedures mirror the EHS and Academic Department guidelines. Each of the Academic Department's also publish EHS procedures and policies such as

a dress code, the use of personal protective equipment, fire safety, training, and how to properly dispose of chemical waste. Each of these policies and procedures must be followed by all students and faculty.

Most importantly, it is the responsibility of the faculty to review, test, and assess each student's awareness of basic safety procedures, such as evacuation routes, use of chemicals, fire prevention, and all other guidelines posted by the Environmental Health and Safety Office, (e.g., smoking policy, independent studio policies, pet policy, disposing of hazardous and chemical waste, etc).

To become a member of the Faculty EHS Committee or for any questions relating to EHS, please contact Denelle Bowser, EHS Manager, at dbowser@mica.edu or by calling 410.462.7593. You can also visit the department online at www.mica.edu/ehs

August

Lecture

Art Practice

- Working In International Space
- The Importance of Collaboration
- Studio Time
- Art In The 21st Century
- The Artist Footprint (Art + Sustainability)

Synopsis + takeaways

Interesting points about the lecture and any links, readings, screenings or events that pertain to this in the coming weeks. Lecture thematic points being addressed during final presentations is crucial to your final grade.

Consider intercultural learning in the classroom as a locally, nationally and globally.

Online Resources

- www.1234.com
- www.google.com

Seminar

Assignment 1: WTF Pecha Kucha

What is PechaKucha? (Google Pecha Kucha 20x20)

PechaKucha is a simple presentation format where you show 20 images, each for 20 seconds. The images advance automatically and you talk along to the images. Pecha Kucha presentation were invented because architects talk too much! Give a microphone and some images to an architect -- or most creative people for that matter -- and they'll go on forever! Give a PowerPoint to anyone else and they have the same problem.

Your Assignment:

- Use Powerpoint - or a slide app (Google Slides) that allows for 20 second automatic transitions
- Design 20 UNIQUE (not templates) slides, including title card
- Time for each image MUST be set to 20 seconds
- Develop content for your presentation
- Practice public speaking and timing presentation

Content focus: "WTF"

This is a research based presentation. Do the research, don't just dash it off, make the presentation meaningful. What makes you think, feel, or react with "WTF?!"

Submission:

- Upload to this Canvas assignment
- Last name_First name_WTF_PechaKucha.ppt or .ppt
- GOOGLE SLIDES CAN BE CONVERTED INTO POWERPOINT (research how to create timing within Google Slides)

DEADLINE: Due on Canvas by **Monday, August 27th by 1:30pm**, late submissions will be deducted 1/3 letter grade.